

Internal Glass Mount Antenna

EF [UHF] Series

PANORAMA ANTENNAS



EF [UHF] Series

- Covert application
- No-hole installation
- Can be removed without a trace

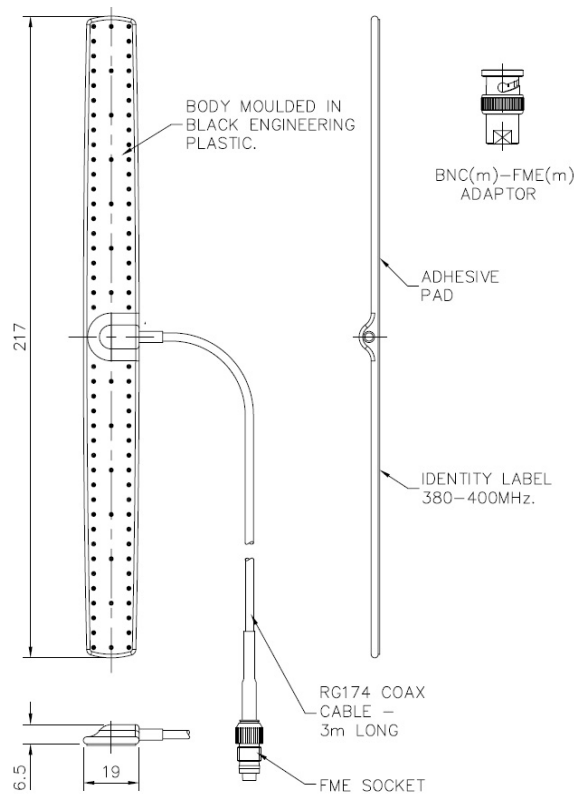
The EF series UHF internal glass mounting antenna provides a low visibility antenna solution for discreet and covert installations or simply where a simple adhesive fitment is desired.

The antenna tuning is optimised to match a range of different automotive glass types to provide consistent performance in a wide range of vehicles and mounting positions.

With a flexible form factor, the antenna will adapt to the curvature of the glass and is easy to install with the pre-fitted automotive grade adhesive pad. The antenna is completely over-moulded for durability and sealed connection of the supplied high-quality RG174 coaxial cable, which allows the fitment of a wide range of connectors.

Technical Drawing

EF-S1-3BL Shown



Internal Glass Mount Antenna

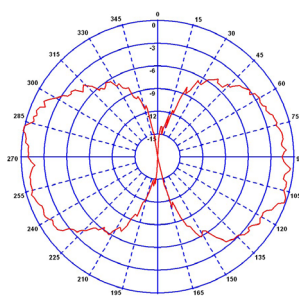
EF [UHF] Series

Product Data

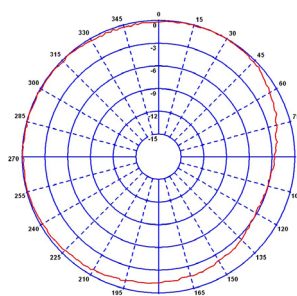
Part No.	EF-S1	EF-S2	EF-442	EF-460	EF-486
Electrical Data					
Frequency Range (MHz)	380-400	410-430MHz	420-465MHz	450-470MHz	458-515MHz
Peak Gain: Isotropic			2dBi		
Compared to ¼ wave			0dB		
Typical VSWR*			<2:1		
Polarisation			Vertical		
Pattern			Omni-directional		
Impedance			50Ω		
Max Input Power (W)			20		
Mechanical Data					
Dimensions (mm)	Length			217 (8.5")	
	Width			19 (0.7")	
	Depth			6.5 (0.25")	
Operating Temp (°C)			-40° / +80°C (-40°-176° F)		
Material			TPE		
Colour			Black		
Mounting Data					
Fixing			Internal glass mount		
Material			Acrylic adhesive pad		
Colour			Black		
Cable Data					
Type			RG174		
Diameter (mm)			2.8 (0.1")		
Length (m)			3 (10') or 5 (16')		
*Connector Configurations 3m Variants					
BNC (adaptor)	EF-S1-3BL	EF-S2-3BL	EF-442-3BL	EF-460-3BL	EF-486-3BL
TNC (adaptor)	EF-S1-3TL	EF-S2-3TL	EF-442-3TL	EF-460-3TL	EF-486-3TL
FME (fitted)	EF-S1-3F	EF-S2-3F	EF-442-3F	EF-460-3F	EF-486-3F
*Connector Configurations 5m Variants					
BNC (adaptor)	EF-S1-5BL	EF-S2-5BL	EF-442-5BL	EF-460-5BL	EF-486-5BL
TNC (adaptor)	EF-S1-5TL	EF-S2-5TL	EF-442-5TL	EF-460-5TL	EF-486-5TL
FME (fitted)	EF-S1-5F	EF-S2-5F	EF-442-5F	EF-460-5F	EF-486-5F

Pattern

Typical E-Plane (390MHz)

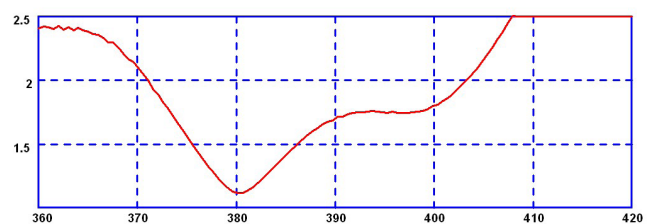


Typical H-Plane (390MHz)



Electrical Data

Typical VSWR* - EF-S1 Antenna (380-400MHz)



*VSWR measured on a typical glass sheet with 3m (10') of RG174 cable