

6-cavity duplexer for the 450 MHz band

DESCRIPTION

- The DPF 70/6... is a 6-cavity duplex filter for duplex transceivers.
- The DPF 70/6... can be adjusted within the complete 406 - 500 MHz band. The duplexer can be delivered in four different versions according to required duplex spacing. See also "Ordering information" below.
- The DPF 70/6... is primarily intended for equipment where the Tx and Rx operate on single frequencies, but it can also, however with slightly reduced data, be used where the Tx and Rx operate on multi channels, i.e. within a certain port bandwidth. In the last case, factory-tuning is recommended.
- The filter uses full-length $\frac{1}{4} \lambda$ cavities in a compact extruded aluminium housing. The chassis is made of passivated steel, and teflon insulation has been applied in the coaxial cables and in the connectors.
- DPF 70/6... is coated with black vinyl to prevent corrosion.



SPECIFICATIONS

Electrical		
Model	DPF 70/6...	
Frequency	406 - 500 MHz	
Max. Input Power	50 W	
Special spec. info	Single-channel tuned :	Multi-channel tuned, BW = 2 MHz :
Insertion Loss Tx-Ant and Ant-Rx	< 1.2 dB (typ. 1.0 dB)	< 1.2 dB (typ. 1.0 dB)
Tx Noise Suppression on Rx Frequency	> 85 dB	> 65 dB
Isolation Rx on Frequency Tx	> 85 dB	> 65 dB
Impedance	50 Ω	
VSWR	< 1.5:1	
Mechanical		
Connection(s)	N(f) (BNC(f), TNC(f), UHF(f), SMA(f) on request)	
Dimensions	226 x 154 x 33 mm / 8.9 x 6.0 x 1.3 in.	
Weight	Approx. 0.99 kg / 2.18 lb.	
Environmental		
Operating temperature range	-30 °C to +60 °C	
Frequency Stability	Approx. \pm 25 ppm / °C	

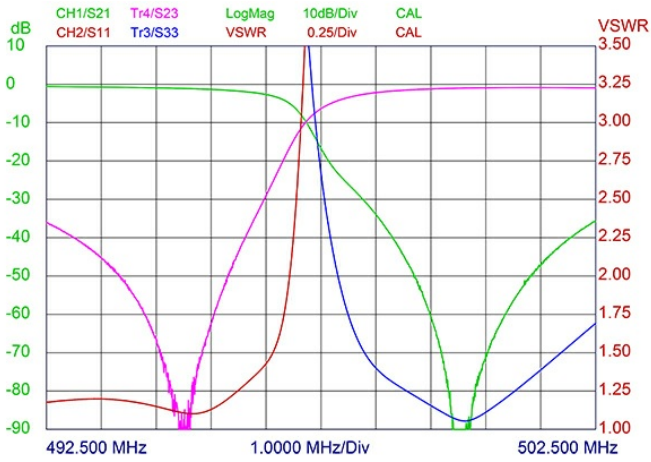
ORDERING

Model	Product No.	Frequency
DPF 70/6-5/7-N(f)	200000392	5 - 7 MHz
DPF 70/6-7/9-N(f)	200000404	7 - 9 MHz
DPF 70/6-9/13-N(f)	200000414	9 - 13 MHz
DPF 70/6-13/16-N(f)	200000419	13 - 16 MHz
Accessories		
19" DPF Mounting kit	210002327	

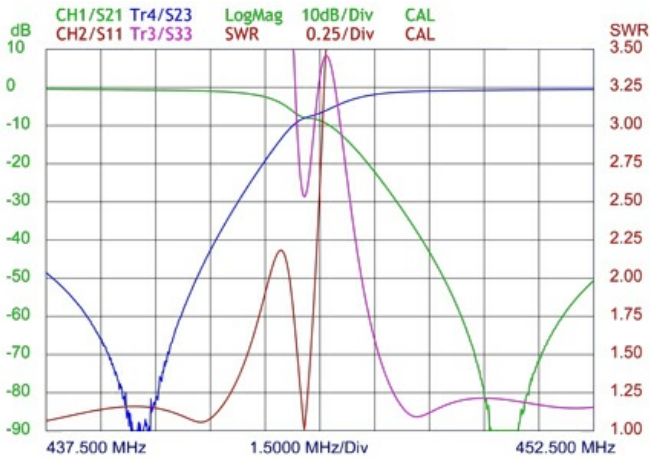
ORDERING INFORMATION

When ordering, please use the table to select the appropriate ordering designation for the desired filter type. If duplex Tx and Rx frequencies are stated when ordering, the duplexers are delivered factory-adjusted. If Tx and Rx frequencies are not stated, the filters are delivered non-adjusted.

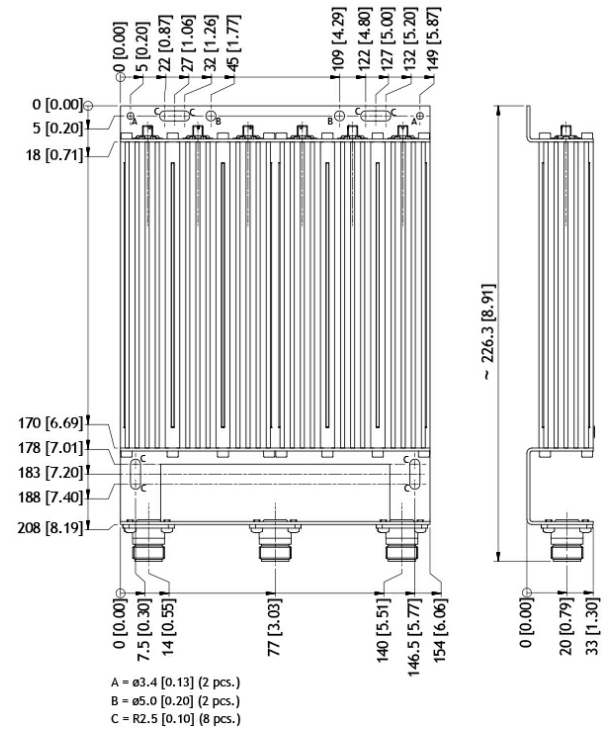
TYPICAL RESPONSE CURVES @ 5 MHZ SPACING



TYPICAL RESPONSE CURVES @ 10 MHZ SPACING



MOUNTING DETAILS



All dimensions are given in mm [in.]

PLEASE NOTE

Special configurations of this filter type may be quoted on request. For instance, the filter can be delivered with other connector types, or with flying leads (e.g. RG 316 or RG 400 coaxial cable) terminated with connectors or for soldering-connection.